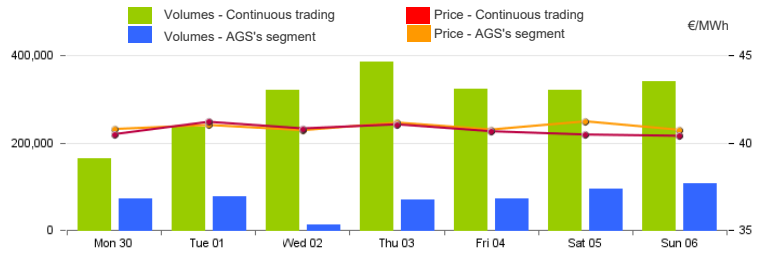


Spot Gas Market (MP-GAS)

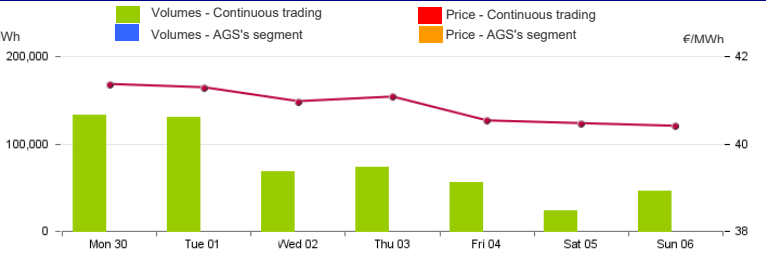
Day-Ahead Gas Market (MGP-GAS)

	Price. €/MWh				Volumes. MWh			
	Average	Var	Min	Max	Total	Var	Daily Products	WE Product
Continuous trading	40.60	+6.1%	38.70	42.00	2,089,008	+4.7%	1,536,480	552,528
	Price. €/MWh				Volumes. MWh			
	Average	Var	Min	Max	Total	Var	Purchases SRG	Sales SRG
AGS's segment	40.90	+6.0%	40.70	41.21	502,008	+19.7%	502,008	4,248



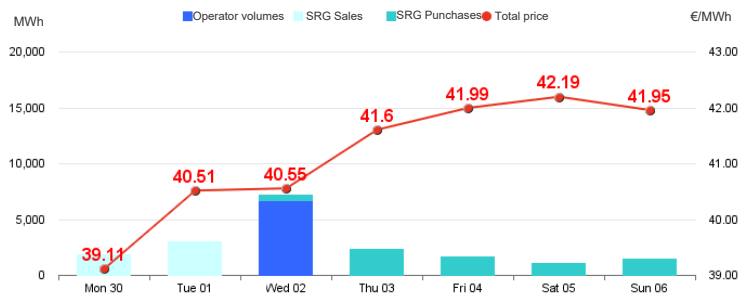
Intra-Day Gas Market (MI-GAS)

	Price. €/MWh				Volumes. MWh			
	Average	Var	Min	Max	Total	Var	Purchases SRG	Sales SRG
Continuous trading	40.87	+6.2%	40.20	41.80	529,344	+6.1%	-	-
	Price. €/MWh				Volumes. MWh			
	Average	Var	Min	Max	Total	Var	Purchases SRG	Sales SRG
AGS's segment	-	-	-	-	-	-	-	-



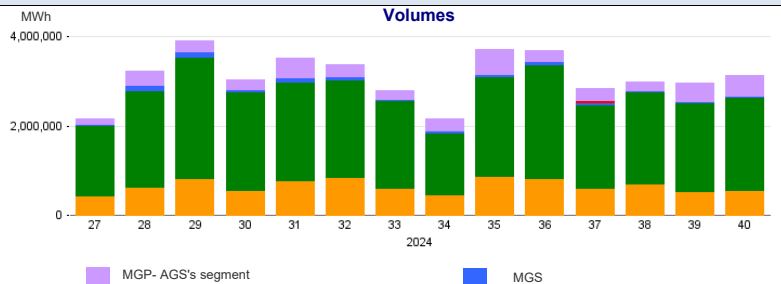
Market for the trading of gas stored (MGS-GAS)

Week	Storage	40	39
Price. (1) €/MWh	Stogit	41.13	38.84
	Edison Stoccaggio	-	-
	Total	41.13	38.84
Volumes. MWh	Stogit	18,533	36,514
	Edison Stoccaggio	-	-
	Total	18,533	36,514
SRG Activity. MWh	Purchases	7,119	1,296
	Balancing (2)	7,119	1,296
	Other purposes (3)	-	-
	Sales	4,850	14,679
	Balancing (2)	4,850	14,679
Other purposes (3)	-	-	



1) The Total price is calculated as a weighted average price for the total volumes exchanged in each storage system.
2) To securely manage any expected deviations between overall network injections and withdrawals pursuant to Art. 2.5 of Annex A, AEEGSI's Resolution 312/2016/R/gas
3) Stored gas trades by Snam Rete Gas (SRG) not included in "Balancing"

Weekly evolution



Forward Gas Market (MT-GAS)

Products	Market				OTC		Total		Open interest*			
	Minimum Price	Maximum Price	Check Price*	Trades	Volumes	Registrations	Volumes	Volumes	change %	MWh/d	MWh	
	€/MWh	€/MWh	€/MWh	change %	N.	MWh/d	N.	MWh/d	MWh/d	change %	MWh/d	MWh
BoM-2024-10	-	-	38.62	4.8%	-	-	-	-	-	-	-	-
M-2024-11	-	-	38.88	0.0%	-	-	-	-	-	-	-	-
M-2024-12	-	-	38.80	0.0%	-	-	-	-	-	-	-	-
M-2025-01	-	-	40.63	0.0%	-	-	-	-	-	-	-	-
Q-2025-01	-	-	40.24	0.0%	-	-	-	-	-	-	-	-
Q-2025-02	-	-	38.85	0.0%	-	-	-	-	-	-	-	-
Q-2025-03	-	-	37.45	0.0%	-	-	-	-	-	-	-	-
Q-2025-04	-	-	39.13	0.0%	-	-	-	-	-	-	-	-
SS-2025	-	-	37.75	0.0%	-	-	-	-	-	-	-	-
WS-2025/2026	-	-	38.07	0.0%	-	-	-	-	-	-	-	-
CY-2025	-	-	38.59	0.0%	-	-	-	-	-	-	-	-
Total											0	0